



ACTIVE SHOOTER INCIDENTS

Topical One-Pagers 2000-2018





Overview

This report, produced by the FBI, encompasses statistical data regarding 277 active shooter incidents in the United States between 2000 and 2018.

Each page focuses on a particular active shooter-related topic and has been designed specifically for law enforcement officers, other first responders, corporations, educators, and the general public. Topics include:

- Casualty Breakdown
- Shooter Outcomes
- Shooter Suicides
- Shooters' Weapons
- Incident Locations
 - Businesses Closed to Pedestrian Traffic
 - Businesses Open to Pedestrian Traffic
 - Malls
 - Education Environments
 - Government Property
 - Military Property
 - Health Care Facilities
 - Houses of Worship
 - Open Spaces
 - Residences

The report is predicated on data initially published in:

- *A Study of Active Shooter Incidents in the United States From 2000-2013*
- *Active Shooter Incidents in the United States in 2014 and 2015*
- *Active Shooter Incidents in the United States in 2016 and 2017*
- *Active Shooter Incidents in the United States in 2018*

This report is in the public domain. Authorization to reproduce this report in whole or in part is granted. The accompanying citation is as follows: *Active Shooter Incidents in the United States: 2000-2018*, the Federal Bureau of Investigation, U.S. Department of Justice, Washington, D.C. 2019

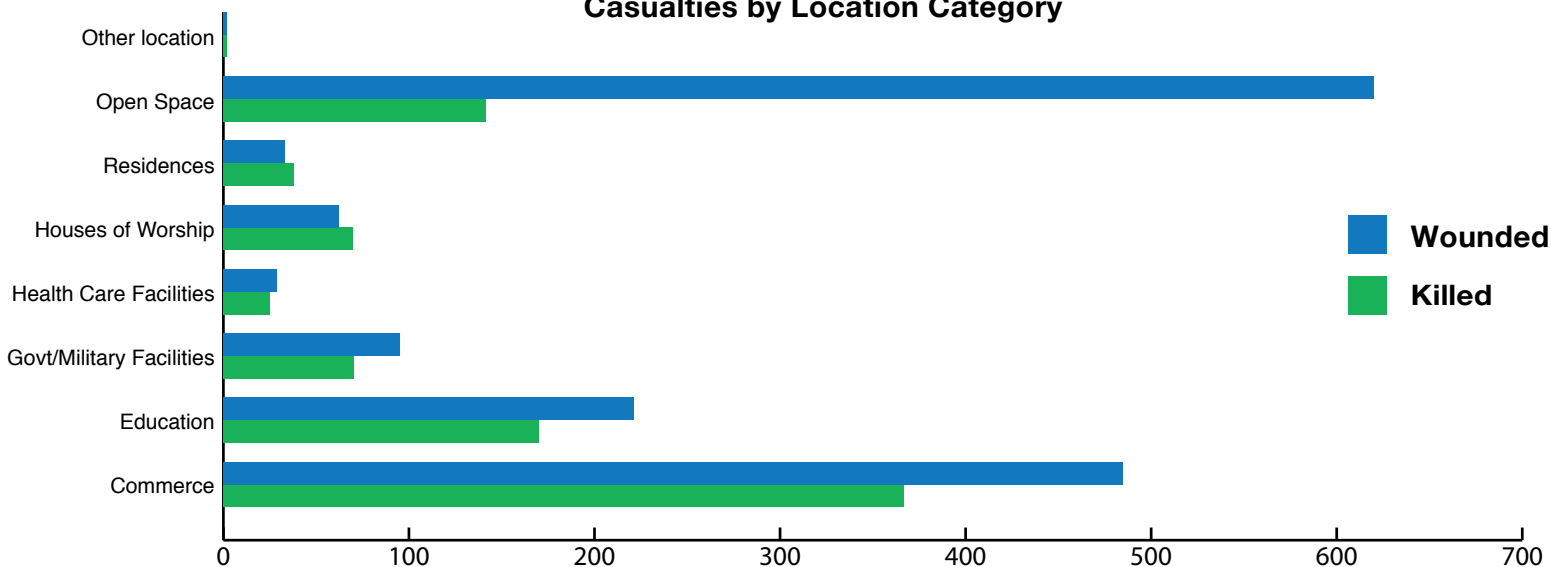


Casualty Breakdown

The FBI identified **277** active shooter incidents involving **282** shooters in the U.S. that occurred between 2000 and 2018.

Quick Look:

Casualties by Location Category



Other: Wounded-1 Killed-1. Open Space: Wounded-618, Killed-140. Residences: Wounded-37, Killed-40. Houses of Worship: Wounded-60, Killed-71. Health Care Facilities: Wounded-30, Killed-25. Govt/Military Facilities: Wounded-94, Killed-71. Education: Wounded-220, Killed-171. Commerce: Wounded-486, Killed-365.

Key Findings:

Incidents

2,430 casualties:

- **884** Killed
- **1,546** wounded

Breakdown

2,326 civilians

104 law enforcement/security personnel

- **92** law enforcement
- **12** security personnel

Incidents with Highest Casualty Counts

Route 91 Harvest Festival, Las Vegas, NV (Open Space)

- **547** casualties
 - **58** killed
 - **489** wounded

• Pulse Nightclub, Orlando, FL (Commerce)

- **102** casualties
 - **49** killed
 - **53** wounded

• Cinemark Century 16, Aurora, CO (Commerce)

- **70** casualties
 - **12** killed
 - **58** wounded



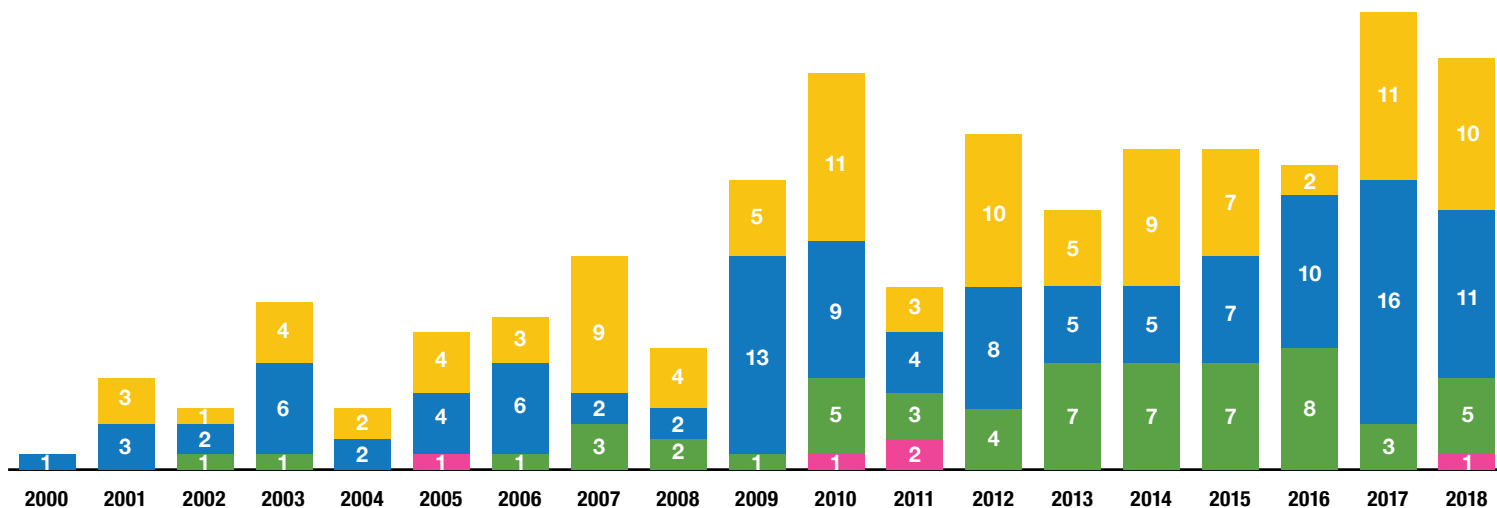
Shooter Outcomes

The FBI identified **277** active shooter incidents involving **282** shooters in the U.S. that occurred between 2000 and 2018.

Quick Look:

Shooter Outcomes

■ Fled Still at Large
 ■ Killed
 ■ Apprehended
 ■ Suicide



	2000	2001	2002	2003	2004	2005	2006	2007	2008	2009	2010	2011	2012	2013	2014	2015	2016	2017	2018
Fled still at large	0	0	0	0	0	1	0	0	0	0	1	2	0	0	0	0	0	0	1
Killed	0	0	1	1	0	0	1	3	2	1	5	3	4	7	7	7	8	3	5
Apprehended	1	3	2	6	2	4	6	2	2	13	9	4	8	5	5	7	10	16	11
Suicide	0	3	1	4	2	4	3	9	4	5	11	3	10	5	9	7	2	11	10

Key Findings:

Incidents

273 single shooter incidents

4 multi-shooter incidents:

- **1** involved 3 shooters (2011)
- **3** involved 2 shooters (2012, 2014, and 2015)

Most Likely Outcome

Apprehension by law enforcement for the past three years.

Shooter Outcomes

116 (41%) apprehended by law enforcement.

103 (37%) committed suicide.

58 (21%) killed:

- **55** by law enforcement.
- **3** by citizens (including 1 armed security guard).

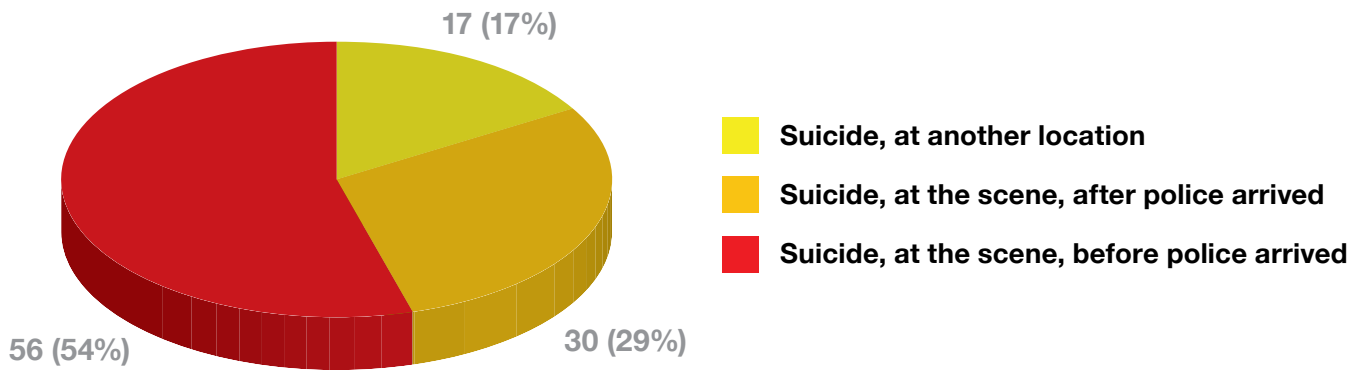
5 (1%) at large



Shooter Suicides

The FBI identified **277** active shooter incidents involving **282** shooters in the U.S. that occurred between 2000 and 2018.

Quick Look: 103 shooters chose to self-terminate via gunshot wounds, making suicide the second most common shooter outcome. Male: 97, Female: 6.



Shooter Outcomes: 103 suicides: 17.17% at another location. 30.29% at the scene, after police arrived. 56.54% at the scene, before police arrived.

Key Findings:

Ages

Youngest: 12 years

Oldest: 72 years

Average age: 35.9 years

Teens: 12

20s: 32

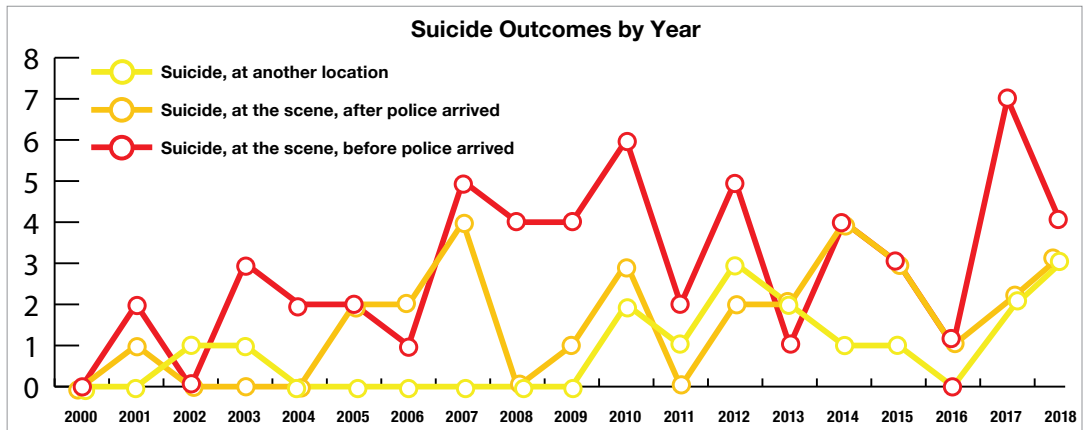
30s: 18

40s: 18

50s: 17

60s: 4

70s: 2



Suicide, at the scene, before police arrived: 2000: 0, 2001: 2, 2002: 0, 2003: 3, 2004: 2, 2005: 2, 2006: 1, 2007: 5, 2008: 4, 2009: 4, 2010: 6, 2011: 2, 2012: 5, 2013: 1, 2014: 4, 2015: 3, 2016: 1, 2017: 7, 2018: 4.

Suicide, at the scene, after police arrived: 2000: 0, 2001: 1, 2002: 0, 2003: 0, 2004: 0, 2005: 2, 2006: 2, 2007: 4, 2008: 0, 2009: 1, 2010: 3, 2011: 0, 2012: 2, 2013: 2, 2014: 4, 2015: 3, 2016: 1, 2017: 2, 2018: 3.

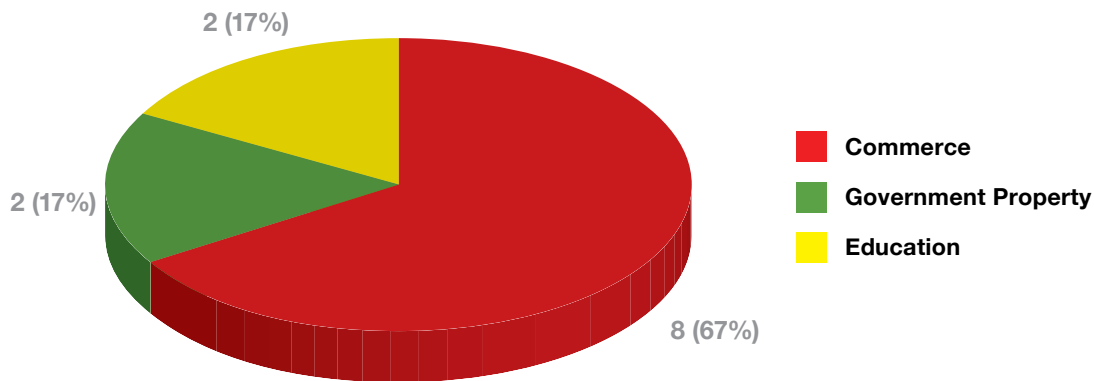
Suicide, at another location: 2000: 0, 2001: 0, 2002: 1, 2003: 1, 2004: 0, 2005: 0, 2006: 0, 2007: 0, 2008: 0, 2009: 0, 2010: 2, 2011: 1, 2012: 3, 2013: 2, 2014: 1, 2015: 1, 2016: 0, 2017: 2, 2018: 3.



Female Shooters

The FBI identified **277** active shooter incidents involving **282** shooters in the U.S. that occurred between 2000 and 2018.

Quick Look: 12 of the 282 shooters were female. 8 carried out their attacks in commercial areas, 5 in businesses closed to the public and 3 in businesses open to the public. 2 carried out the shootings with their husbands.



8 (67%) Commerce. 2 (17%) Government Property. 2 (17%) Education.

Key Findings:

Outcomes

- 6 committed suicide.
- 5 were apprehended by law enforcement.
- 1 was killed by police.

Connections to Targets

- 7 were current/former employees.
- 3 had grievances.
- 1 was a college student.
- 1 had no connection.

Weapons

- 11 of the shooters used handguns to carry out their attacks.
- 1 shooter used a handgun and rifle and deployed explosive devices that failed to detonate.

Ages

- 20s: 4
- 30s: 3
- 40s: 5

Gunfire Exchange

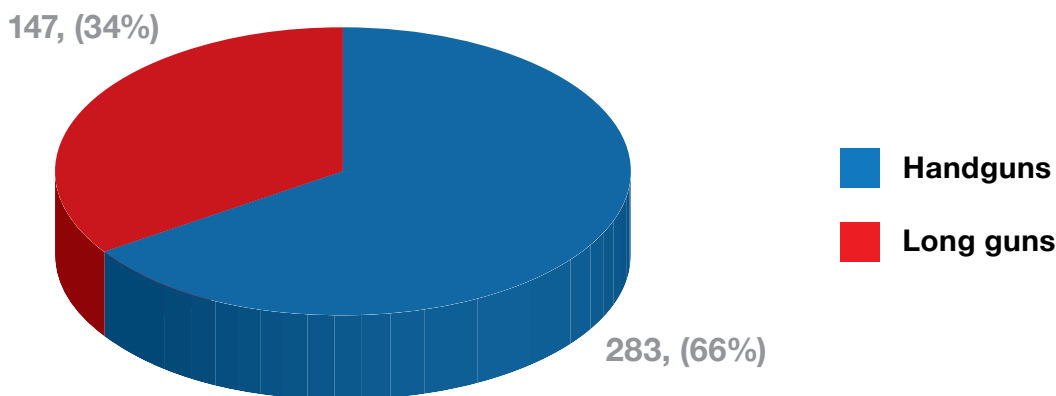
- 4 of the 12 shooters exchanged gunfire with law enforcement.



Shooters' Weapons

The FBI identified **277** active shooter incidents involving **282** shooters in the U.S. that occurred between 2000 and 2018.

Quick Look:



Long guns: 147, 34%. Handguns, 283, 66%.

Key Findings:

Types of Firearms:

283 Handguns

147 Long guns (**97** rifles and **50** shotguns)

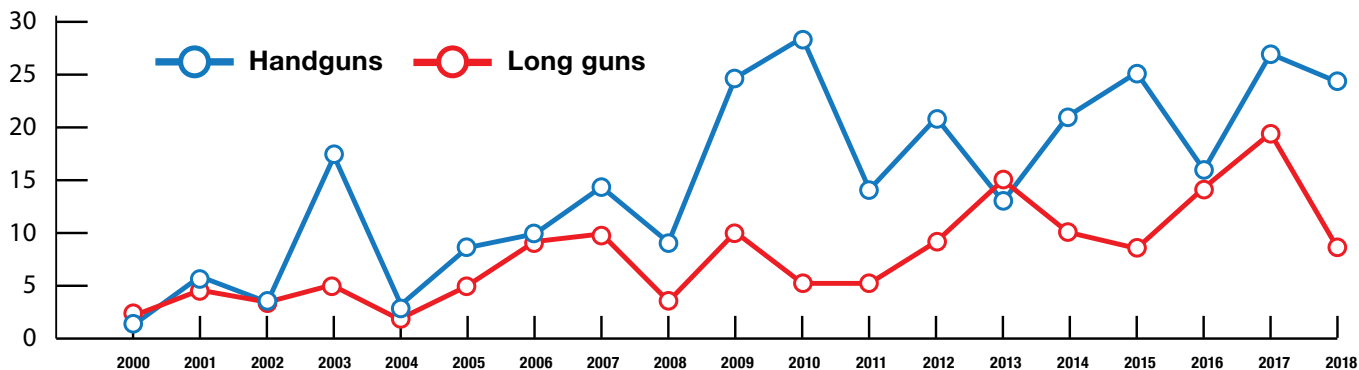
Additional Devices:

12 (4%) shooters (in **11** incidents, **4%**) had access to or deployed additional devices (e.g., improvised explosive devices, incendiary devices, smoke grenades, tear gas canisters).

Single/Multiple Firearms:

182 (65%) shooters carried a single firearm in **180** incidents.

100 (35%) shooters carried multiple firearms in **97** incidents.



Handguns: 2000: 1, 2001: 6, 2002: 3, 2003: 17, 2004: 3, 2005: 7, 2006: 10, 2007: 14, 2008: 7, 2009: 24, 2010: 28, 2011: 14, 2012: 21, 2013: 13, 2014: 21, 2015: 25, 2016: 16, 2017: 27, 2018: 24.
Long guns: 2000: 2, 2001: 5, 2002: 3, 2003: 5, 2004: 2, 2005: 5, 2006: 9, 2007: 10, 2008: 3, 2009: 10, 2010: 5, 2011: 5, 2012: 9, 2013: 15, 2014: 10, 2015: 8, 2016: 14, 2017: 19, 2018: 8.

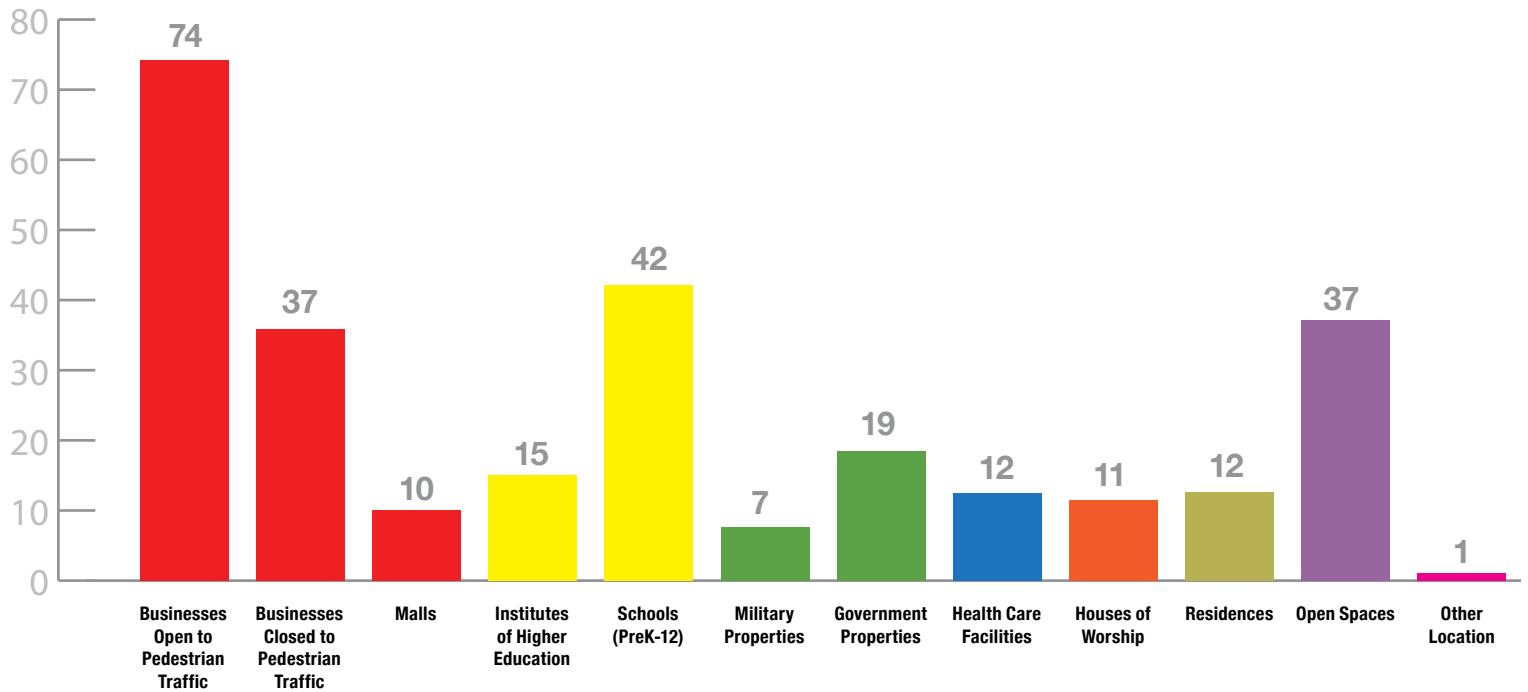
To find the FBI's complete study data on active shooter incidents, go to fbi.gov and search "active shooter." For more information contact your local FBI office or the FBI's Office of Partner Engagement.



Incident Locations

The FBI identified 277 active shooter incidents involving 282 shooters in the U.S. that occurred between 2000 and 2018.

Quick Look: The FBI has identified 12 separate locations (delineated below) when seeking to identify the primary locations where the public was most at risk during an incident.



74 Businesses Open to Pedestrian Traffic. 37 Businesses Closed to Pedestrian Traffic. 10 Malls. 15 Institutes of Higher Education. 42 Schools (PreK-12). 7 Military Properties. 19 Government Properties. 12 Health Care Facilities. 11 Houses of Worship. 12 Residences. 37 Open Spaces. 1 Other Location.

Key Findings:

More incidents occurred in commerce areas—(121, 44%) than any other location, followed by educational environments (57, 21%).

The four incidents involving multiple shooters occurred in businesses open to pedestrian traffic, a residence, and open space (neighborhood streets).

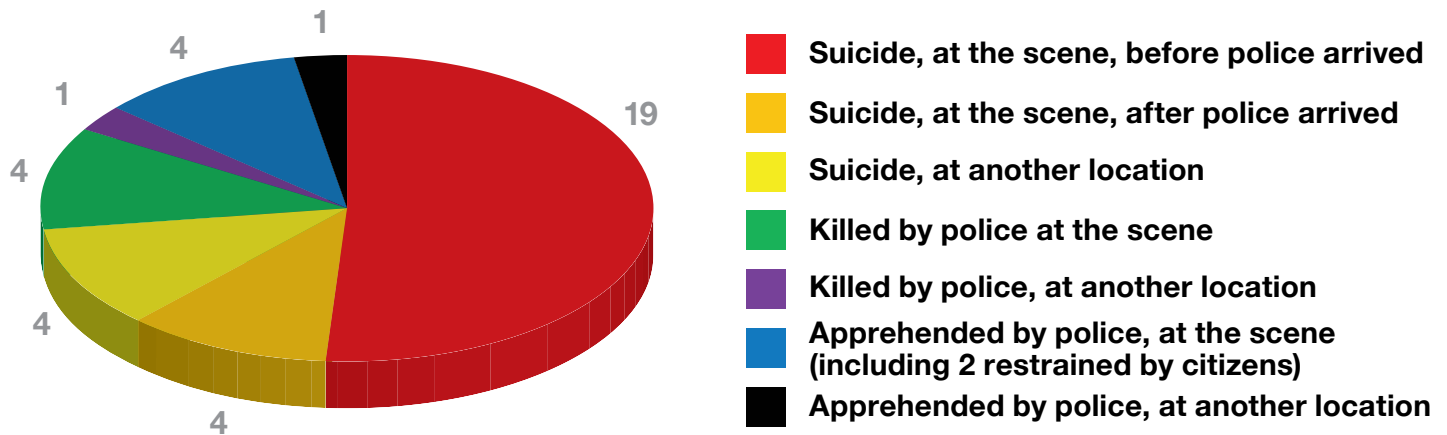
In all, 28 (10%) of the 277 incidents involved shootings at two or more locations. (Incidents were categorized at the location where the public was most at risk.)



Businesses Closed to Pedestrian Traffic

The FBI identified **277** active shooter incidents involving **282** shooters in the U.S. that occurred between 2000 and 2018.

Quick Look: Thirty-seven incidents occurred in business locations closed to pedestrian traffic—that is, private properties primarily functioning in commerce without daily pedestrian traffic.



Shooter Outcomes: Nineteen suicides at the scene, before police arrived. Four suicides at the scene, after police arrived. Four suicides at another location. Four killed by police at the scene. One killed by police at another location. Four apprehended by police, at the scene (including 2 restrained by citizens). One apprehended by police at another location.

Key Findings:

Incidents

Total: **37**

Gender

Male: **32**

Female: **5**

Shooter Ages

Teens: **1**

20s: **6**

30s: **12**

40s: **8**

50s: **8**

60s: **2**

Casualties

Total: **213**

- Killed: **96**
- Wounded: **117**, including **4** law enforcement officers.

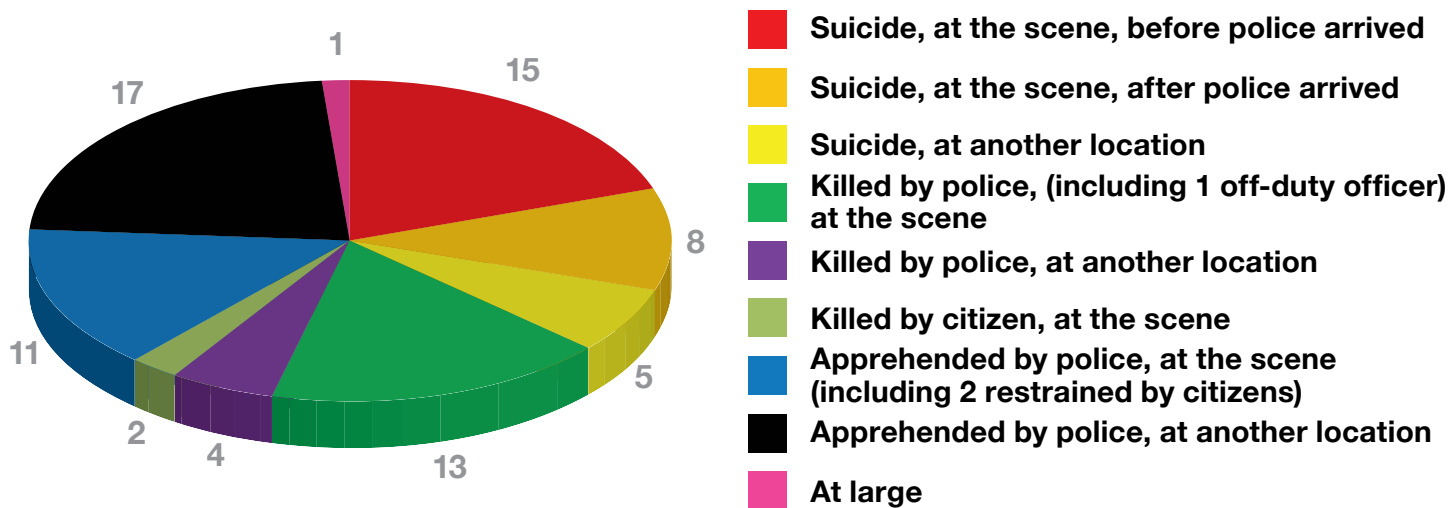


Businesses Open to Pedestrian Traffic

The FBI identified **277** active shooter incidents involving **282** shooters in the U.S. that occurred between 2000 and 2018.

Quick Look:

Seventy-four incidents occurred in business locations open to pedestrian traffic—that is, private properties with the primary function of making, buying, or selling goods or providing services in exchange for money where pedestrian traffic is anticipated on a daily basis.



Shooter Outcomes: Fifteen suicides at the scene, before police arrived. Eight suicides at the scene, after police arrived. Five suicides at another location. Thirteen killed by police at the scene. Four killed by police at another location. Two killed by citizen, at the scene. Eleven apprehended by police, at the scene (including 2 restrained by citizens). Seventeen apprehended by police at another location. One at large.

Key Findings:

Incidents

Total: **74**

Number of Shooters

Total: **76**

Shooter Ages

Teens: **2**

20s: **24**

30s: **15**

40s: **17**

50s: **8**

60s: **7**

70s: **2**

Unknown: **1**

Casualties

Total: **586**

- Killed: **244**, including **8** law enforcement officers and **1** unarmed security guard.
- Wounded: **342**, including **4** law enforcement officers and **1** unarmed security guard.

Gender

Male: **73**

Female: **3**

Two husband and wife teams:

- CiCi's Pizza and Walmart
- Inland Regional Center (San Bernardino)

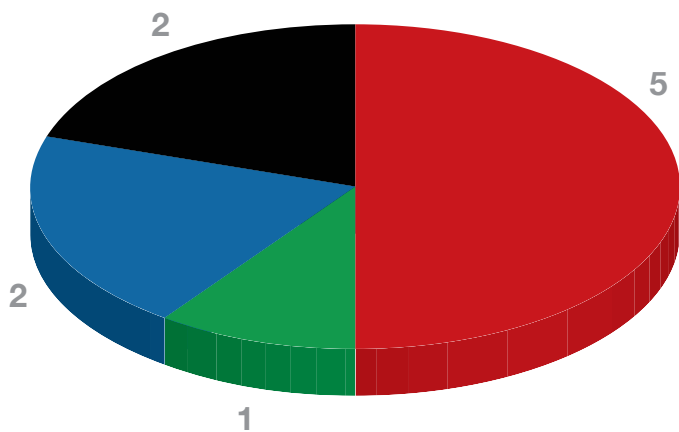


Malls

The FBI identified **277** active shooter incidents involving **282** shooters in the U.S. that occurred between 2000 and 2018.

Quick Look:

Ten incidents occurred in malls—that is, types of businesses typically consisting of more than one anchor store and many smaller businesses under a single roof, though they may include some open spaces.



- **Suicide, at the scene, before police arrived**
- **Killed by police at the scene**
- **Apprehended by police, at the scene (including 1 restrained by citizens)**
- **Apprehended by police, at another location**

Shooter Outcomes: Five suicides, at the scene, before police arrived. One killed by police, at the scene. Two apprehended by police, at the scene, (including one restrained by citizens). Two apprehended by police, at another location.

Key Findings:

Incidents

Total: **10**

Gender

All male

Shooter Ages

Teens: **4**

20s: **5**

50s: **1**

Casualties

Total: **52**

- Killed: **25**
- Wounded: **27**

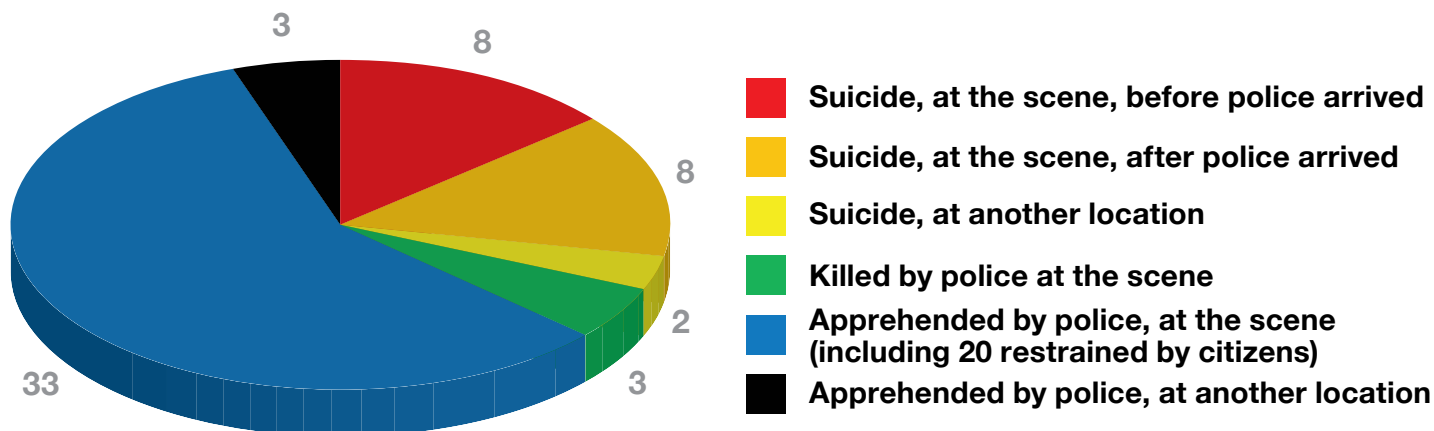


Educational Environments

The FBI identified **277** active shooter incidents involving **282** shooters in the U.S. that occurred between 2000 and 2018.

Quick Look:

Fifty-seven incidents occurred in educational environments—that is, public and private properties used for educating students from pre-kindergarten to 12th grade and post-high school studies, as well as school administrative functions such as board and staff meetings.



Shooter Outcomes: Eight suicides at the scene, before police arrived. Eight suicides at the scene, after police arrived. Two suicides, at another location. Three killed by police at the scene. Thirty-three apprehended by police at the scene (including 20 restrained by citizens). Three apprehended by police, at another location.

Key Findings:

Incidents

Total: **57**

Casualties

Total: **391**

- Killed: **171**, including **1** unarmed security guard.
- Wounded: **220**, including **2** law enforcement officers and **1** unarmed security guard.

Gender

Male: **55**

Female: **2**

Schools

Elementary: **6**

Middle: **8**

High: **24**

PreK-12: **1**

Jr/Sr High School: **1**

School Board Meetings: **2**

Institutes of Higher Education: **15**

Shooter Ages

12 and under: **2**

Teens: **31**

20s: **10**

30s: **4**

40s: **6**

50s: **3**

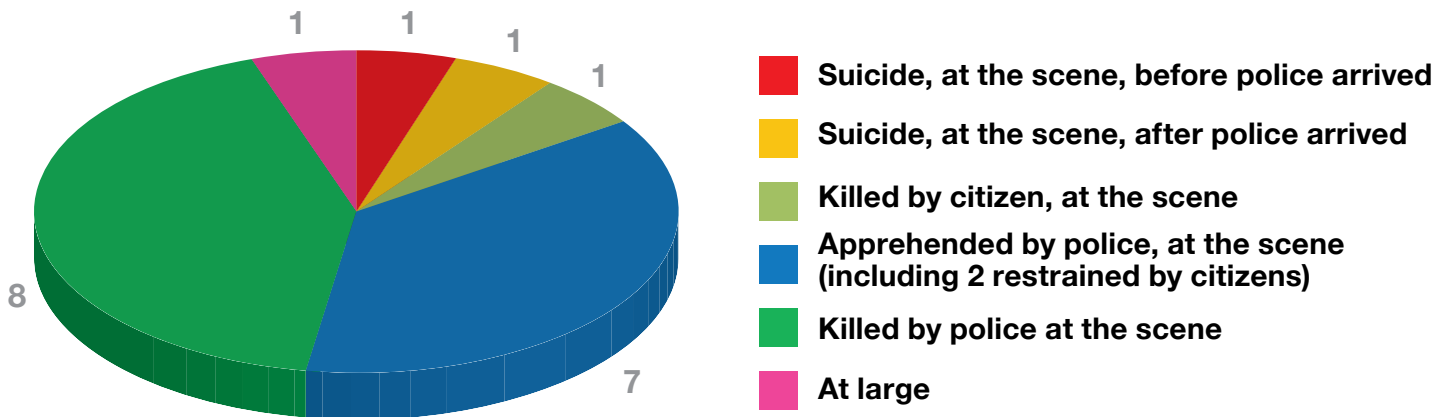
60s: **1**



Government Property

The FBI identified **277** active shooter incidents involving **282** shooters in the U.S. that occurred between 2000 and 2018.

Quick Look: Nineteen incidents occurred on government property—that is, public properties owned by local, state, federal, or tribal governmental entities.



Shooter Outcomes: One suicide, at the scene, before police arrived. One suicide, at the scene, after police arrived. One killed by citizen, at the scene. Seven apprehended by police, at the scene (including 2 restrained by citizens). Eight killed by police, at the scene. One at large.

Key Findings:

Incidents

Total: **19**

Gender

Male: **17**

Female: **2**

Shooter Ages

Teen: **1**

20s: **3**

30s: **1**

40s: **7**

50s: **2**

60s: **3**

80s: **1**

Unknown: **1**

Casualties

Total: **73**

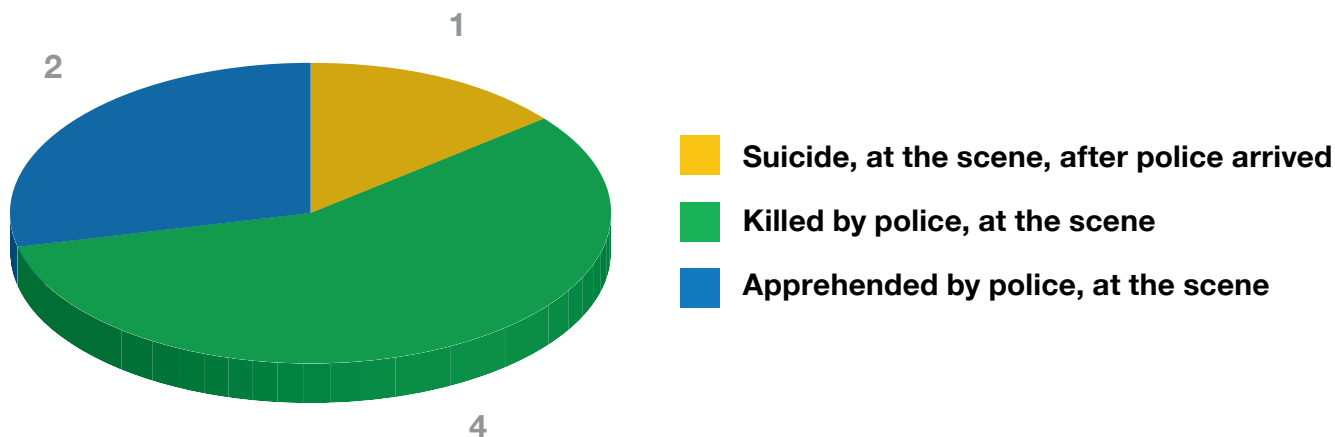
- Killed: **36**, including **4** law enforcement officers (one by friendly fire) and **2** security guards; one armed, and one unarmed.
- Wounded: **37**, including **8** law enforcement officers and **2** unarmed security guards.



Military Property

The FBI identified **277** active shooter incidents involving **282** shooters in the U.S. that occurred between 2000 and 2018.

Quick Look: Seven incidents occurred on military property—that is, public properties owned by the U.S. Government and primarily reserved for the U.S. military’s use.



Shooter Outcomes: One suicide, at the scene, after police arrived. Four killed by police, at the scene. Two apprehended by police, at the scene.

Key Findings:

Incidents

Total: 7

Gender

All male

Shooter Ages

20s: 2

30s: 4

60s: 1

Casualties

Total: 92

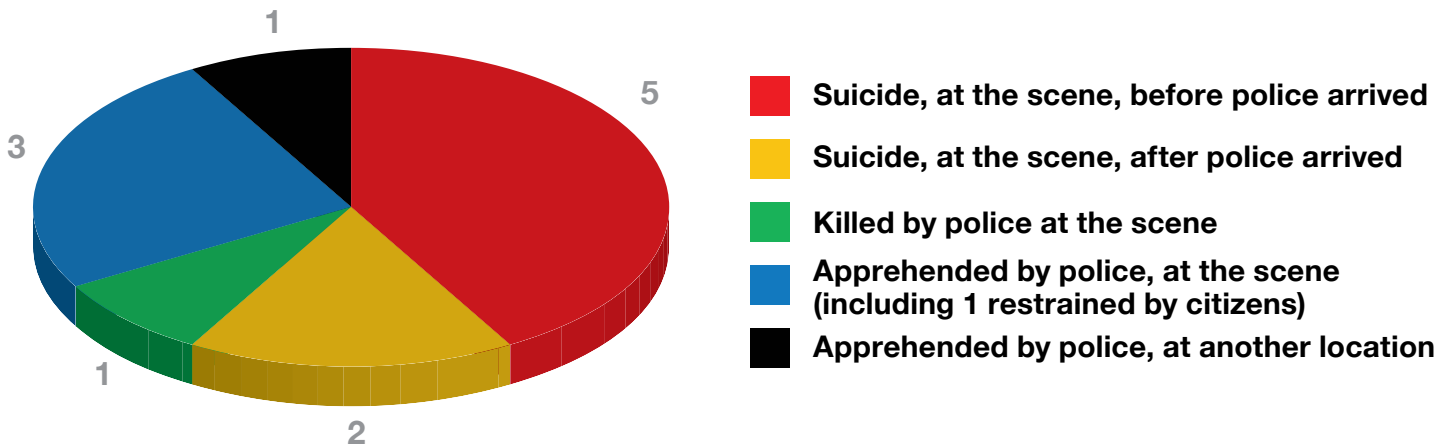
- Killed: 35
- Wounded: 57, including 6 law enforcement officers.



Health Care Facilities

The FBI identified **277** active shooter incidents involving **282** shooters in the U.S. that occurred between 2000 and 2018.

Quick Look: Twelve incidents occurred in health care facilities—that is, public or private facilities that provide primary or secondary health services.



Shooter Outcomes: Five suicides at the scene, before police arrived. Two suicides at the scene, after police arrived. One killed by police at the scene. Three apprehended by police at the scene (including 1 restrained by citizens). One apprehended by police, at another location.

Key Findings:

Incidents

Total: 12

Gender

All male

Shooter Ages

20s: 2

30s: 4

40s: 4

50s: 2

Casualties

Total: 55

- Killed: **25**, including **3** law enforcement officers.
- Wounded: **30**, including **7** law enforcement officers and **1** unarmed security guard.

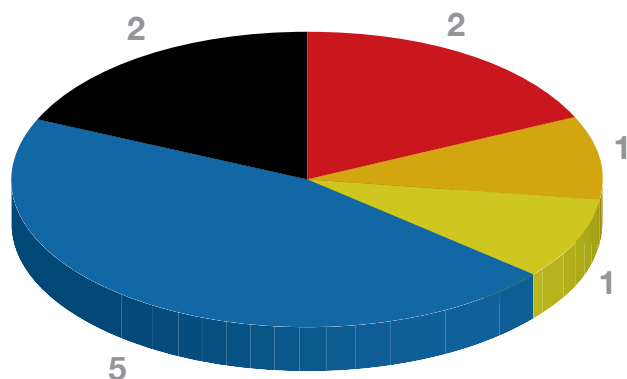


Houses of Worship

The FBI identified **277** active shooter incidents involving **282** shooters in the U.S. that occurred between 2000 and 2018.

Quick Look:

Eleven incidents occurred in houses of worship—that is, public or private facilities used for religiously sponsored activities at the time of an incident. This includes commercial properties used as houses of worship at the time of the incident.



- Suicide, at the scene, before police arrived
- Suicide, at the scene, after police arrived
- Suicide, at another location
- Apprehended by police, at the scene (including 2 restrained by citizens)
- Apprehended by police, at another location

Shooter Outcomes: Two suicides at the scene, before police arrived. One suicide at the scene, after police arrived. One suicide, at another location. Five apprehended by police, at the scene (including 2 restrained by citizens). Two apprehended by police, at another location.

Key Findings:

Incidents

Total: **11**

Gender

All male

Shooter Ages

20s: **4**

30s: **1**

40s: **3**

50s: **1**

60s: **1**

70s: **1**

Casualties

Total: **191**

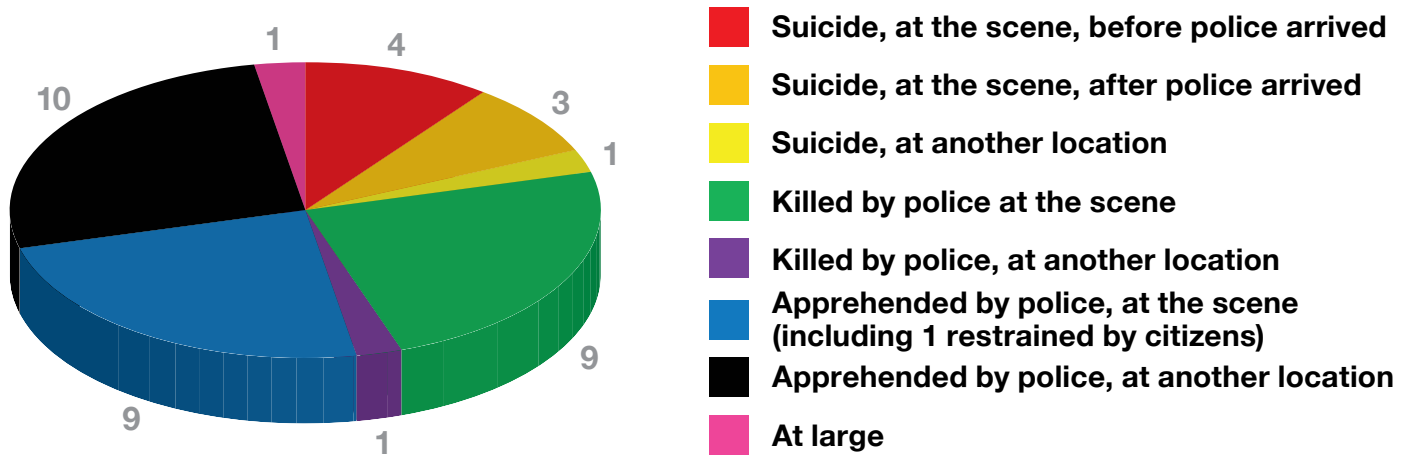
- Killed: **131**
- Wounded: **60**, including **5** law enforcement officers.



Open Spaces

The FBI identified **277** active shooter incidents involving **282** shooters in the U.S. that occurred between 2000 and 2018.

Quick Look: Thirty-seven of the 277 incidents occurred in a variety of open spaces.



Shooter Outcomes: Four suicides at the scene, before police arrived. Three suicides at the scene, after police arrived. One suicide at another location. Nine killed by police at the scene. One killed by police at another location. Nine apprehended by police, at the scene (including 1 restrained by citizens). Ten apprehended by police at another location. One at large.

Key Findings:

Incidents

Total: **37**
Shooters: **38**

Gender

Male: **37**
Unknown: **1**

Shooter Ages

Teens: **3**
20s: **15**
30s: **10**
40s: **5**
50s: **1**
60s: **2**
70s: **1**
Unknown: **1**

Casualties

Total: **758**

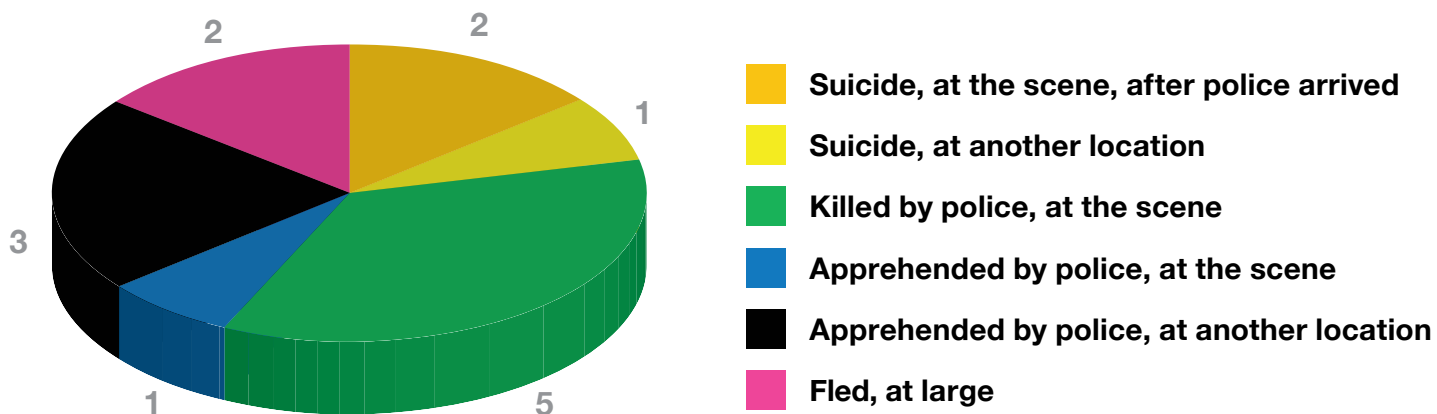
- Killed: **140** including 11 law enforcement officers.
- Wounded: **618**, including 27 law enforcement officers.



Residences

The FBI identified **277** active shooter incidents involving **282** shooters in the U.S. that occurred between 2000 and 2018.

Quick Look: Twelve of the 277 incidents occurred in a variety of residences.



Shooter Outcomes: Five suicides at the scene, before police arrived. Two suicides at the scene, after police arrived. One killed by police at the scene. Three apprehended by police at the scene (including 1 restrained by citizens). One apprehended by police, at another location.

Key Findings:

Incidents

Total: **12**

Shooters:

Total: **14**

Casualties:

Total: **77**

- Killed: **40**, including **1** law enforcement officer.
- Wounded: **37**

Gender

Male: **12**

Unknown: **2**

Shooter Ages

Teens: **1**

20s: **5**

40s: **3**

50s: **3**

Unknown: **2**